



CREATING A CLEANER, SAFER, HEALTHIER WORLD.

EQUIPMENT



# T20

## HEAVY-DUTY INDUSTRIAL SCRUBBER

- Achieve excellent cleaning results with aggressive scrubbing and MaxPro<sup>2</sup>™ hydraulic technology
- Maximize productivity with ec-H<sub>2</sub>O™ technology for cleaning up to three times longer than conventional scrubbing
- Increase visibility with cab-forward design, open sightlines, and steering-wheel-mounted controls
- Improve the operator and supervisor experience with available Pro-Panel™ technology

# A HIGH-PERFORMING, HEAVY-DUTY SCRUBBER FOCUSED ON DELIVERING CUSTOMIZED SOLUTIONS TO MEET CUSTOMER NEEDS



## THE T20 ADDRESSES YOUR KEY BUSINESS CHALLENGES



### REDUCE COST TO CLEAN

- Maximize productivity with an optional side brush that provides increased reach along edges and a wider cleaning path.



### MAINTAIN HEALTH & SAFETY

- Ensure safe operation with cab-forward design that improves visibility and full front shroud that ensures operator leg and foot protection.



### ENHANCE FACILITY IMAGE

- Deliver excellent cleaning results with MaxPro<sup>2</sup>™ hydraulic technology that provides consistent power to the brush drive motors regardless of floor surface changes.



### EASY OPERATION & MAINTENANCE

- Reduce training and simplify operation with the Touch-n-Go™ control module featuring 1-Step™ start button.

# INNOVATIVE TECHNOLOGIES



Pro-ID™

Pro-Check™

PerformanceView™

Backup Camera

Multiple Languages

## AVAILABLE PRO-PANEL™ TECHNOLOGY REDEFINES THE USER EXPERIENCE

Transform your cleaning operation with Pro-Panel™ technology – a revolutionary breakthrough in user experience. Pro-Panel™ technology integrates multiple controls into an intuitive, high-visibility touch screen interface.



- Effectively manage your asset and operators with **supervisor controls** that allow the machine function to be matched to the operator skill level and prevent unauthorized use.
- Ensure successful starts with **Pro-ID™** operator login that automatically activates the specific operator's personalized cleaning settings and downloadable **Pro-Check™** pre-operation checklists.
- Increase cleaning efficiency with programmable **Zone Settings™** that allow you to establish preferred cleaning settings by area of facility.
- Provide operators a view of their cleaning path without having to take their eyes off the direction of travel with **PerformanceView™**.
- Increase visibility with **backup camera** featuring colored guidelines that help drivers avoid objects when in reverse.
- Reduce the need for extensive operator training with **on-board, on-demand videos**.
- Increase machine ease of use with **28 different language** options.

## ADDITIONAL EXCLUSIVE TECHNOLOGIES

All technologies increase scrub time up to three times using a single tank of water.



ec-H2O™ technology electrically converts water into an innovative cleaning solution that cleans effectively, saves money, improves safety, and reduces environmental impact\* compared to daily cleaning floor chemicals and methods.



ES® Extended Scrubbing productivity enhancement system recycles cleaning chemicals to increase uptime and improve productivity by scrubbing floors using 66% less chemicals than traditional cleaning methods.



\* Based on a study by EcoForm™. Visit [www.tennantco.com](http://www.tennantco.com) for more information.



## ENGINEERED FOR PRODUCTIVITY



Touch-n-Go™ Control Module



Operator Compartment



Dura-Track™ Parabolic Squeegee


- ▶ **Touch-n-Go™ control module with 1-Step™ start button** allows operators quick access to all settings without removing hands from the steering wheel.
- ▶ **Cab-forward position and spacious operator compartment** provide outstanding visibility, safety and ergonomics to protect operators, the machine and your facility.
- ▶ **Dura-Track™ parabolic squeegee with SmartRelease™** delivers exceptional water pickup and reduces maintenance and replacement parts due to squeegee damage.
- ▶ **Easy-access design** offers quick service access and visibility to on-board diagnostics, helping minimize downtime and reduce maintenance costs.
- ▶ **Debris tray on cylindrical units is equipped with handle and wheels** to allow for simple and fast removal, transport, and emptying of the debris.
- ▶ **Heavy-duty frame with cushioned corner rollers** helps protect your facility and machine.



Easy-Access Design



Debris Tray




Heavy-duty Frame and Cushioned Corner Rollers

Overhead guard protects operators from falling objects.

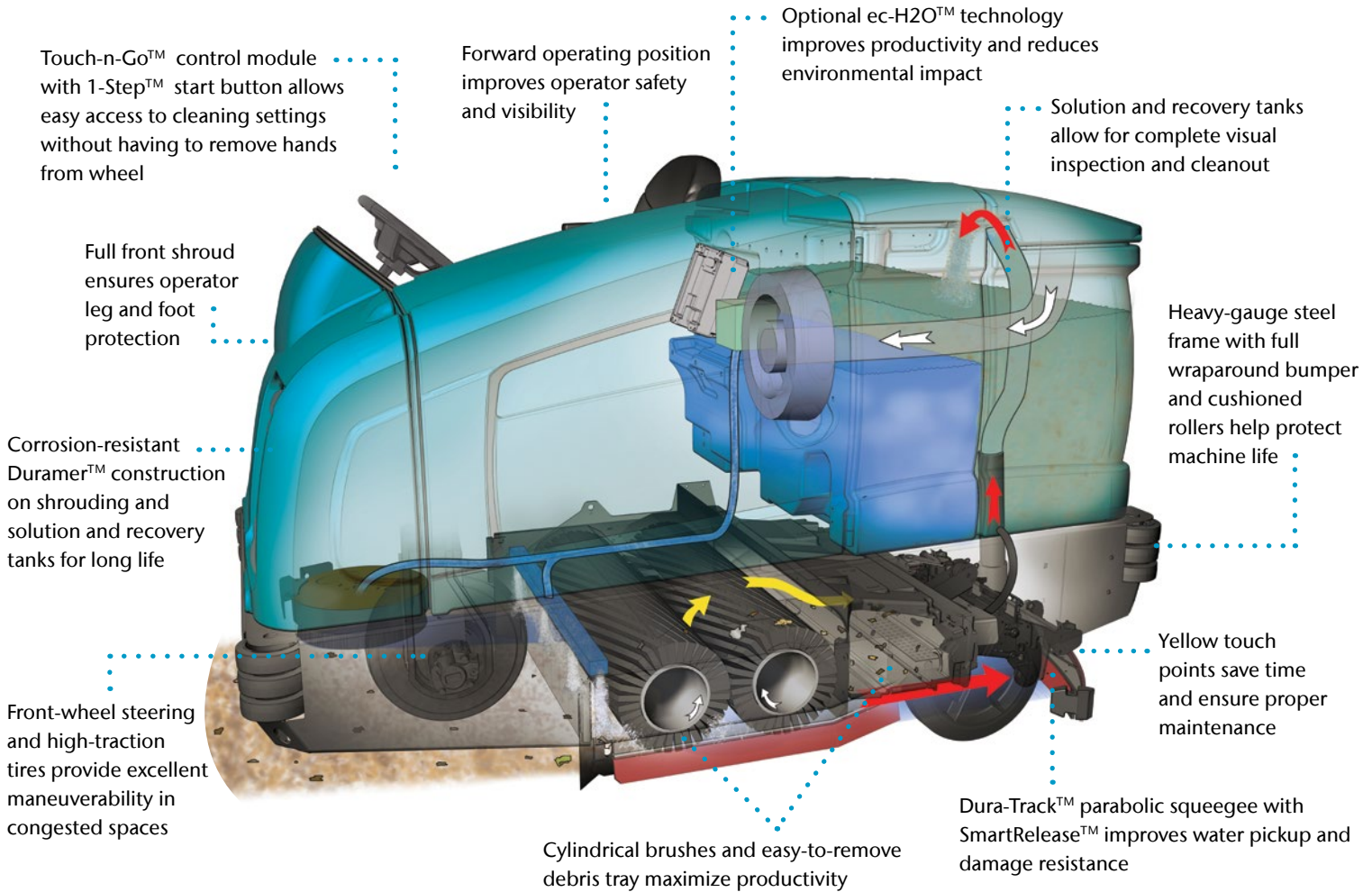
High-powered pressure washer allows for easy blast-cleaning of hard-to-reach areas.

Safety warning light ensures awareness of machine during operation.

KEY OPTIONS



# INSIDE THE T20



Scrubbing side brush widens cleaning path up to 54 in/1,370 mm.

Disk scrub head for effective scrubbing and simple no-tool brush change.

Rear and side steel guards protect squeegee upon impact and prevent it from hooking on to obstacles.

KEY OPTIONS



TENNANTTRUE® PARTS, SERVICE AND FINANCE SOLUTIONS

- Reduce rework, labor and safety costs by using only TennantTrue parts and service.
- Improve uptime by leveraging TennantTrue parts and service.
- Simplify budgeting by bundling TennantTrue service plans, including parts, into the purchase or financing of your machine.



Manage your cleaning program with key performance metrics based on machine data.

## T20 HEAVY-DUTY INDUSTRIAL SCRUBBER

### SCRUBBING SYSTEM

Cleaning path	
Cylindrical main brushes	40 in / 1,020 mm
Disk main brushes	42 in / 1,070 mm
With scrubbing side brush	54 in / 1,370 mm
With sweeping side brush (cylindrical only)	56 in / 1,420 mm

### BRUSH DRIVE SYSTEM

Cylindrical main brushes	
Brush speed	480 rpm
Brush down pressure (up to)	390 lb / 177 kg
Brush diameter (2)	12 in / 300 mm
Disk main brushes	
Brush speed	230 rpm
Brush down pressure (up to)	400 lb / 181 kg
Brush diameter (3)	14 in / 360 mm
Disk side brush	
Brush speed	150 rpm
Scrubbing brush diameter	16 in / 410 mm
Sweeping brush diameter (cylindrical)	21 in / 533 mm

### SOLUTION DELIVERY SYSTEM

Solution tank	80 gal / 303 L
Solution capacity with ES*	125 gal / 473 L

### RECOVERY SYSTEM

Recovery tank	95 gal / 360 L
Demisting chamber	15 gal / 57 L
Debris tray	
Volume capacity	1.1 ft <sup>3</sup> / 31 L
Weight capacity	110 lb / 50 kg
Vacuum fans	
Speed	11,000 rpm
Water lift	35 in / 890 mm

### PROPELLING SYSTEM

Propel speed forward (variable to)	8.0 mph / 13 km/h
Propel speed reverse (variable to)	4.0 mph / 6.4 km/h
Engine-gasoline/LPG (2.0 L)	
Gross Intermittent Power*	60.0 hp / 44.7 kW @3000 rpm
Tennant Governed Power	50.0 hp / 37.3 kW @2300 rpm
Engine-diesel (1.5 L)	
Gross Intermittent Power*	24.8 hp / 18.5 kW @2300 rpm
Tennant Governed Power	24.8 hp / 18.5 kW @2300 rpm
Gradeability	
Transport at gross weight	10.0°/18%
Working (cleaning)	8.0°/14%
Ground clearance	3 in / 76 mm

### MACHINE SPECIFICATIONS

Length	95 in / 2,410 mm
Width	
Frame	50 in / 1,270 mm
Rear squeegee	51 in / 1,300 mm
With side brush	58 in / 1,473 mm
Height	58 in / 1,473 mm
With overhead guard	83.5 in / 2,120 mm
Weight (empty)	3,300 lb / 1,497 kg
Minimum aisle turn	110 in / 2,790 mm

### WARRANTY

See your local representative for warranty information.

\*Per SAE J1995  
Specifications subject to change without notice.

## SEEING IS BELIEVING

For a demonstration or additional information, send an email to [info@tenantco.com](mailto:info@tenantco.com)

Tennant  
701 North Lilac Drive  
Minneapolis, MN 55422 USA

USA: +1.800.553.8033  
Overseas: +1.763.540.1315

[www.tennantco.com](http://www.tennantco.com)  
[info@tenantco.com](mailto:info@tenantco.com)